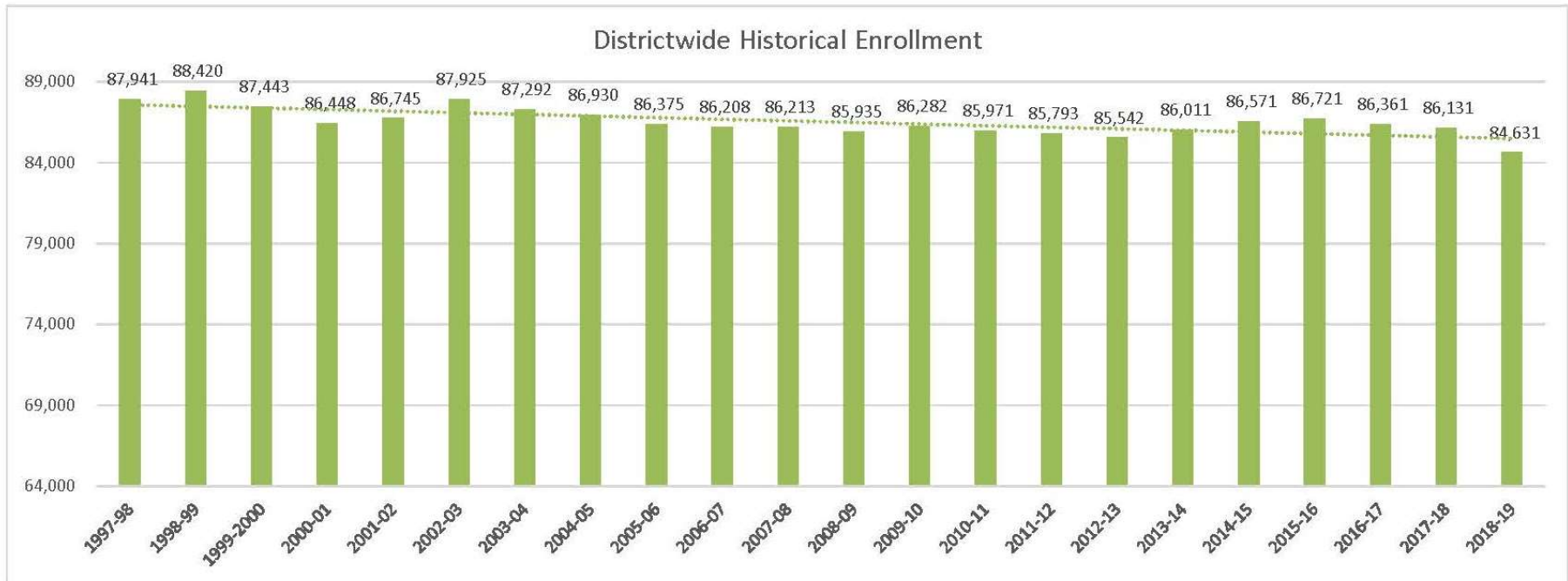
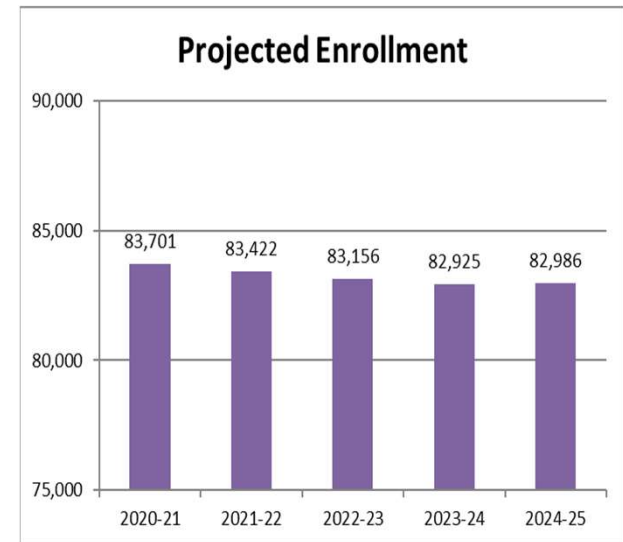
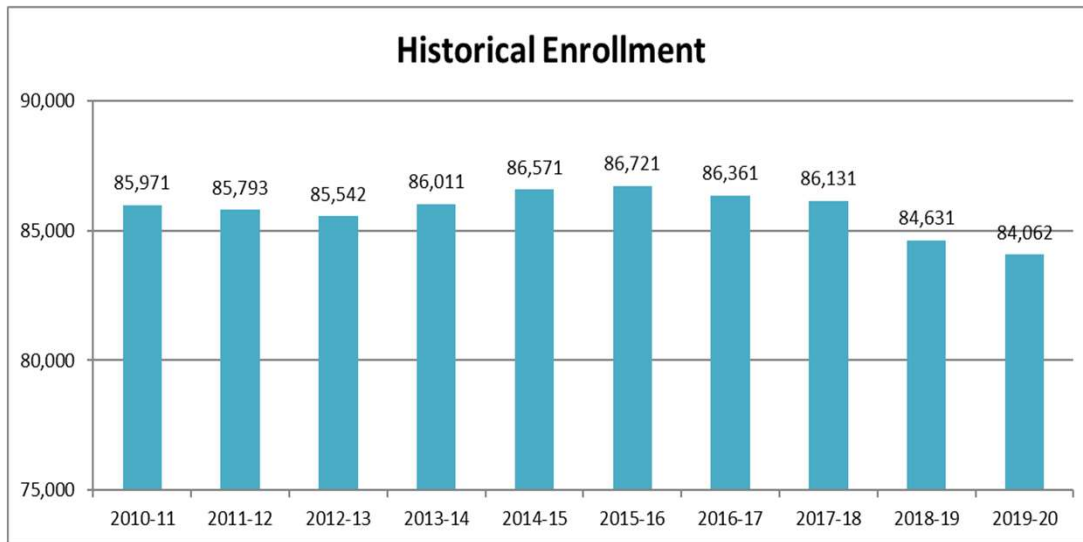


20 Yr Historical Enrollment (Membership)



Decrease of 3,310 students (-3.7%) over the last 20 years with downward trend projected into the near future.

Total Enrollment (Membership)



Decrease of 569 students in the 2019-20 school year falling from 84,631 students to 84,062 students, representing a 0.7% decrease.

Projections for the 2020-21 school year anticipate an overall decrease of 361 students. Charters are projected to increase by 128 with a loss of 489 for district-run schools.

Five Year Projections: 82,986, which will be an additional decrease of 1,076 from the current school year.

Changes by Articulation Area (Actual and Projected)

Artic	Past 10 Year Change	Past 10 Year % Change	Past 1 Year Change	Past 1 Year % Change	Next Year Change	Next Year % Change	Projected 5 Year Change	Projected 5 Year % Change
Arvada	-1,072	-19.4%	-229	-4.9%	-510	-11.4%	-673	-15.1%
Specials	-72	-19.5%	36	13.7%	-23	-7.7%	-43	-14.4%
Jefferson	-519	-22.6%	-169	-8.7%	-117	-6.6%	-378	-21.2%
Pomona	-689	-17.6%	-79	-2.4%	-110	-3.4%	-185	-5.7%
Alameda	-965	-23.6%	-25	-0.8%	-80	-2.6%	-420	-13.4%
Columbine	-307	-6.6%	40	0.9%	-49	-1.1%	0	0.0%
Lakewood	-308	-6.6%	-160	-3.6%	-48	-1.1%	-200	-4.6%
Green Mountain	-145	-3.6%	55	1.4%	-43	-1.1%	-46	-1.2%
Chatfield	-427	-6.4%	-37	-0.6%	-51	-0.8%	-330	-5.3%
Dakota Ridge	-304	-6.3%	36	0.8%	-29	-0.6%	-168	-3.7%
Bear Creek	-661	-11.1%	-117	-2.2%	-32	-0.6%	-27	-0.5%
Conifer	-67	-2.7%	-9	-0.4%	-14	-0.6%	-46	-1.9%
Arvada West	-199	-4.1%	-12	-0.3%	-19	-0.4%	-72	-1.5%
Evergreen	61	2.0%	-51	-1.6%	-6	-0.2%	-99	-3.2%
Standley Lake	-449	-9.1%	-143	-3.1%	-8	-0.2%	-39	-0.9%
Wheat Ridge	-913	-18.4%	-40	-1.0%	-3	-0.1%	-98	-2.4%
Golden	95	2.2%	0	0.0%	-1	0.0%	100	2.2%
Charters	3,336	57.0%	136	1.5%	128	1.4%	433	4.7%
Ralston Valley	928	19.5%	221	4.1%	179	3.2%	625	11.0%
Options	768	20.3%	-22	-0.5%	475	10.4%	589	13.0%
Jeffco Subtotal	-5,245	-6.5%	-705	-0.9%	-489	-0.7%	-1,509	-2.0%
Charter Subtotal	3,336	57.0%	136	1.5%	128	1.4%	433	4.7%
Total	-1,909	-2.2%	-569	-0.7%	-361	-0.4%	-1,076	-1.3%

Table is sorted by Next Year % change

All but Columbine, Golden, and Ralston Valley Articulation Areas are projected to decrease over the next 5 years. Columbine is projected to remain unchanged and Golden and Ralston Valley are projected to increase. Options and Charters are anticipated to continue to increase.